

Scaled data based on original data using
LM-79-08 Approved Method: Electrical and Photometric Measurements of Solid-
State Lighting Products

Test Report Prepared for
Cooper Lighting Solutions
(formerly Eaton)

Brand: McGRAW-EDISON

Report Number: P941233

Luminaire Tested: **GALN-SB4C-935-U-T1**

Issue Date: 1/21/2025

Test Information

Test Method: LM-79-08
Report Number: P941233
TEST IS SCALED FROM IESNA LM-79-08 TEST DATA (G2-2405-108-2)
Test Lab: INNOVATION CENTER
Issue Date: 1/21/2025
Manufacturer: COOPER LIGHTING SOLUTIONS (FORMERLY EATON)
Product Line: MCGRAW-EDISON
Catalog Number: GALN-SB4C-935-U-T1
Description: GALLEON AREA AND ROADWAY HIGH DENSITY LED LUMINAIRE
(4) 90 CRI, 3500K, 615mA LIGHTSQUARES WITH 26 LEDS EACH AND TYPE I OPTICS
Light Source: -
Ballast/Driver: -

Summary

Lumens per Lamp: N/A
Luminaire Lumens: 20656 lumens
Efficiency: N/A
Efficacy: 102.9 lumens/watt
Luminous Opening: Rectangular (W 1' x L: 1' x H: 0')
IES Classification: Type I - Short
BUG Rating: B4 - U0 - G4

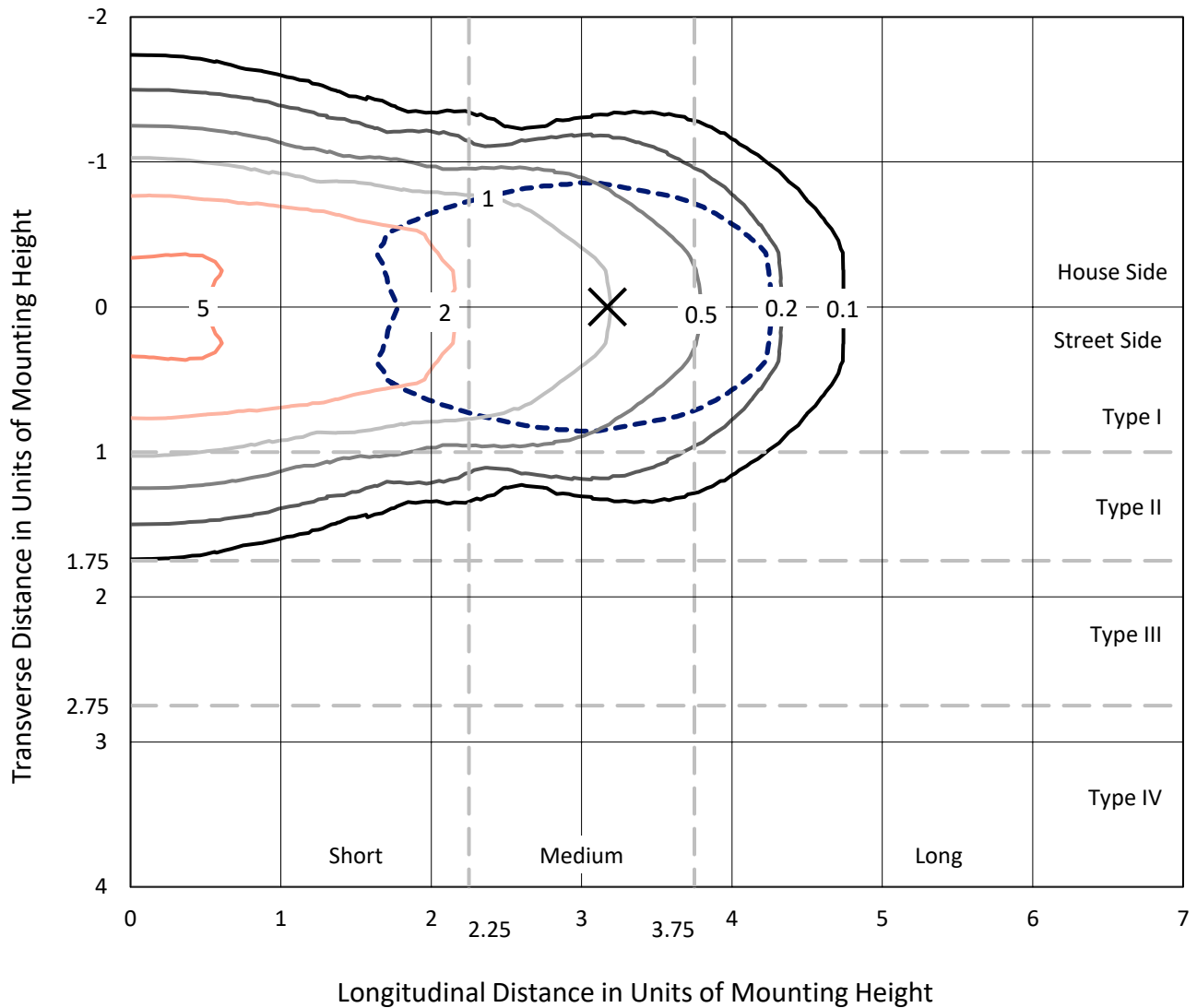
Input Watts (W): 200.7
Input Voltage (V): NR
Input Current (Ain): NR
Voltage Rise (V): NR
Power Factor: NR
Total Harmonic Distortion (THDi): NR
Frequency (hertz): 60
Stabilization Time: NR
Operation Time: NR
Ambient Temperature (°C): NR
Test Distance: 24 FT



REPORT NUMBER: P941233
 CATALOG NUMBER: GALN-SB4C-935-U-T1

Iso-Footcandle Lines of Horizontal Illumination

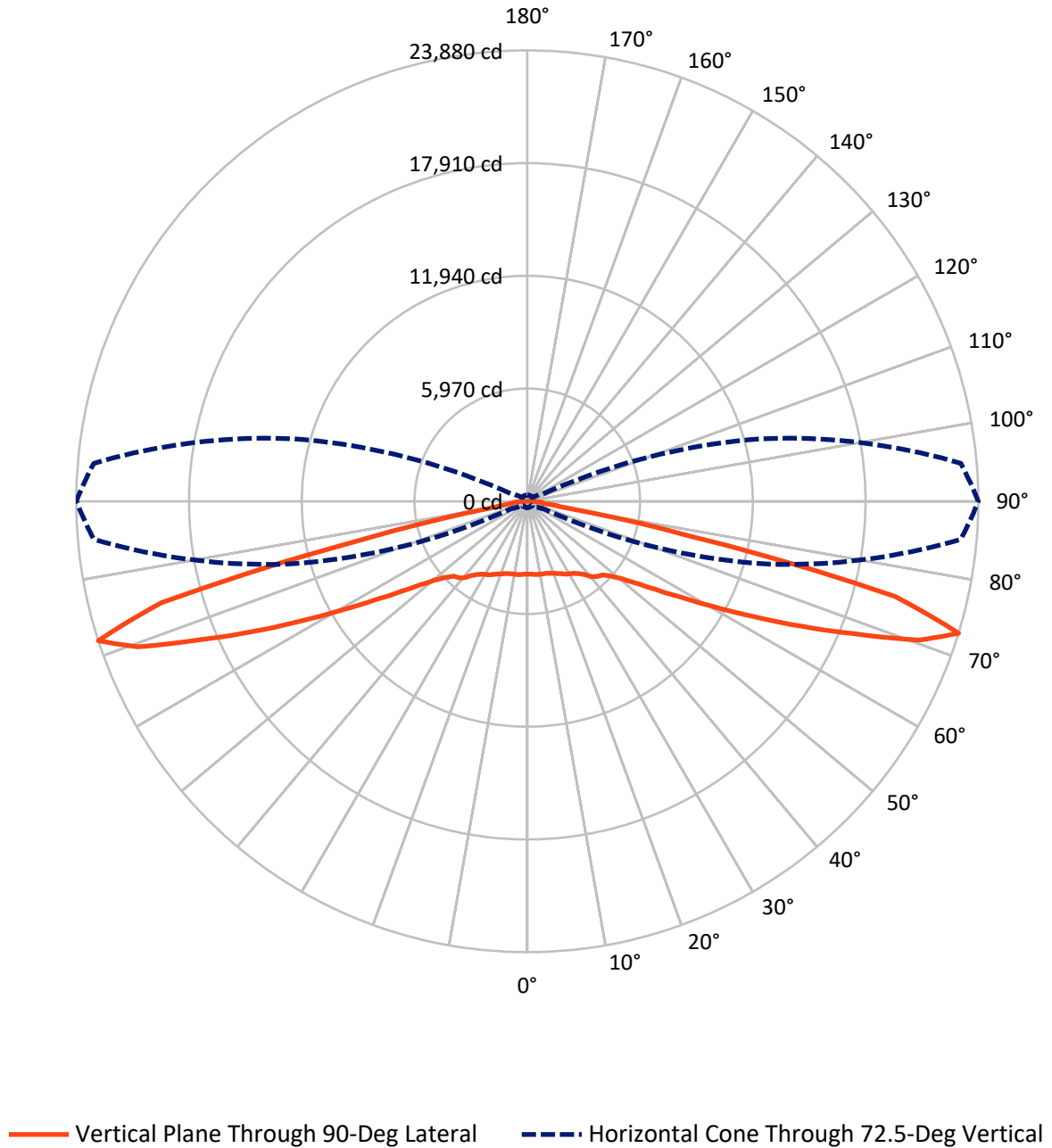
× Max cd
 - - - 1/2 Max cd



Based on 25 foot mounting height. Maximum calculated value = 6.2 fc
 Type I - Short - N/A

REPORT NUMBER: P941233
CATALOG NUMBER: GALN-SB4C-935-U-T1

Luminous Intensity Polar Plot



REPORT NUMBER: P941233
 CATALOG NUMBER: GALN-SB4C-935-U-T1

FLUX DISTRIBUTION:

		Downward	Upward	Total
House Side	Lumens	10328.0	0.0	10328.0
	% Fixture	50.0	0.0	50.0
Street Side	Lumens	10328.0	0.0	10328.0
	% Fixture	50.0	0.0	50.0
Total	Lumens	20656.0	0.0	20656.0
	% Fixture	100.0	0.0	100.0

ZONAL LUMENS:

Zone	Lumens	% Fixture
0°-10°	374.3	1.8
10°-20°	1144.3	5.5
20°-30°	1908.0	9.2
30°-40°	2624.2	12.7
40°-50°	3204.8	15.5
50°-60°	3706.7	17.9
60°-70°	4419.6	21.4
70°-80°	3084.6	14.9
80°-90°	189.4	0.9
90°-100°	0.0	0.0
100°-110°	0.0	0.0
110°-120°	0.0	0.0
120°-130°	0.0	0.0
130°-140°	0.0	0.0
140°-150°	0.0	0.0
150°-160°	0.0	0.0
160°-170°	0.0	0.0
170°-180°	0.0	0.0
0°-90°	20656.0	100.0
0°-180°	20656.0	100.0

Coefficient of Utilization



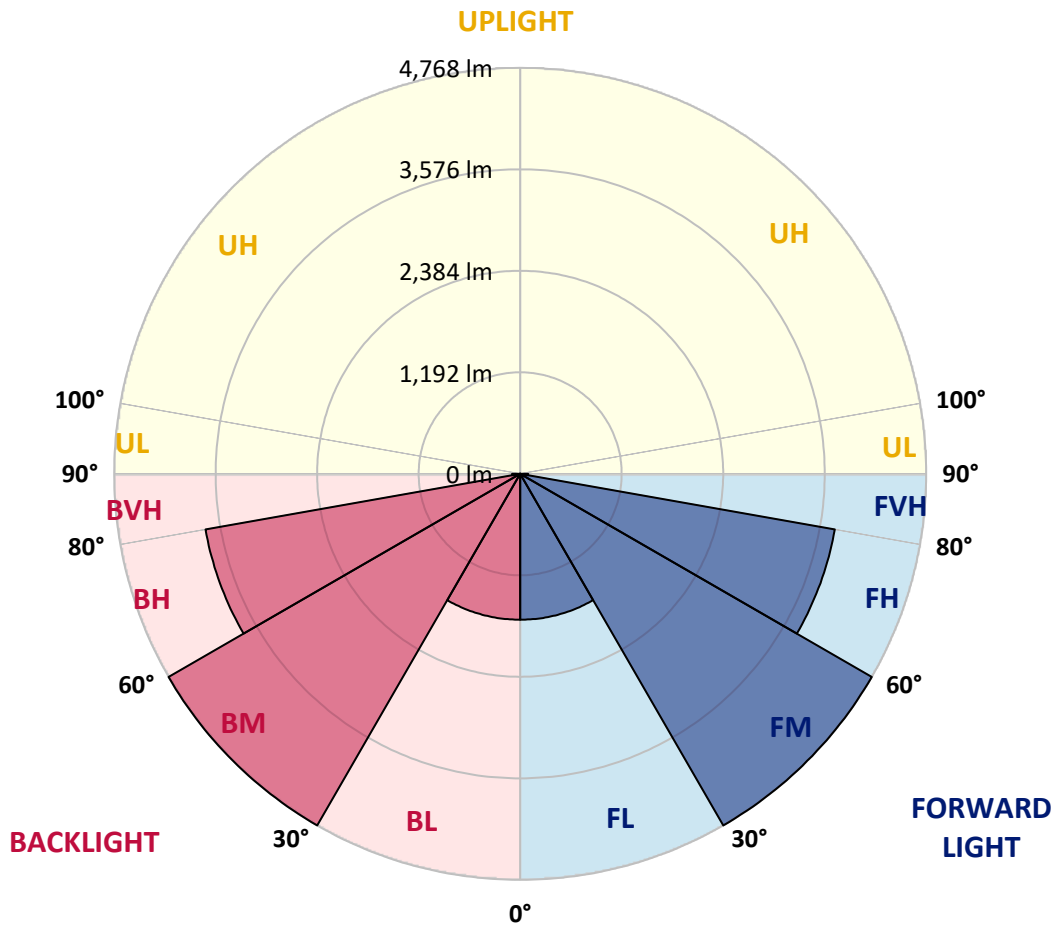
REPORT NUMBER: P941233
 CATALOG NUMBER: GALN-SB4C-935-U-T1

LUMINAIRE CLASSIFICATION SYSTEM LUMEN TABLE AND BUG RATING:

Zone	Lumens	% Fixture	Zone Rating/Lumen Limit		
			B	U	G
FL (0°-30°)	1713.3	8.3			
FM (30°-60°)	4767.8	23.1			
FH (60°-80°)	3752.1	18.2			G2/5000
FVH (80°-90°)	94.7	0.5			G1/100
BL (0°-30°)	1713.3	8.3	B3/2500		
BM (30°-60°)	4767.8	23.1	B3/5000		
BH (60°-80°)	3752.1	18.2	B4/5000		G4/5000
BVH (80°-90°)	94.7	0.5			G1/100
UL (90°-100°)	0.0	0.0		U0/0	
UH (100°-180°)	0.0	0.0		U0/0	

BUG Rating: B4-U0-G4

Type I Short



REPORT NUMBER: P941233

CATALOG NUMBER: GALN-SB4C-935-U-T1

CANDELA DISTRIBUTION (FULL):

	0°	5°	15°	25°	35°	45°	55°	65°	75°	85°
0°	3859.8	3859.8	3859.8	3859.8	3859.8	3859.8	3859.8	3859.8	3859.8	3859.8
2.5°	3863.1	3867.5	3867.5	3864.2	3871.9	3865.3	3865.3	3862.0	3865.3	3862.0
5°	3882.8	3888.3	3890.5	3889.4	3899.3	3893.8	3893.8	3889.4	3890.5	3887.2
7.5°	3920.2	3927.9	3932.2	3937.7	3952.0	3945.4	3941.0	3927.9	3922.4	3913.6
10°	3932.2	3941.0	3955.3	3983.8	4016.8	4017.9	4004.7	3971.8	3946.5	3926.8
12.5°	3894.9	3907.0	3936.6	3994.8	4068.4	4098.0	4077.2	4022.3	3972.9	3937.7
15°	3847.7	3860.9	3905.9	3993.7	4102.4	4171.6	4169.4	4096.9	4017.9	3963.0
17.5°	3774.2	3787.3	3852.1	3975.1	4128.7	4242.9	4273.7	4199.0	4088.1	4014.6
20°	3641.3	3653.4	3743.4	3915.8	4137.5	4318.7	4398.8	4332.9	4194.6	4094.7
22.5°	3469.0	3487.6	3593.0	3813.7	4116.7	4397.7	4541.5	4496.5	4318.7	4180.3
25°	3284.6	3304.3	3427.3	3688.5	4062.9	4454.8	4710.6	4682.0	4459.2	4286.8
27.5°	3125.4	3146.2	3280.2	3564.5	3979.4	4476.7	4877.4	4891.7	4629.3	4404.3
30°	3000.2	3020.0	3162.7	3464.6	3871.9	4454.8	5023.4	5122.2	4802.8	4506.4
32.5°	2863.0	2888.3	3038.7	3342.7	3744.5	4402.1	5150.8	5371.4	5003.7	4616.2
35°	2689.6	2712.6	2870.7	3175.9	3577.7	4317.6	5257.3	5648.1	5291.3	4783.0
37.5°	2478.8	2500.7	2657.7	2967.3	3411.9	4199.0	5338.5	5959.8	5633.8	5023.4
40°	2266.9	2287.8	2434.9	2734.6	3213.2	4047.5	5367.0	6265.0	6026.8	5353.9
42.5°	2072.6	2091.3	2226.3	2505.1	2990.4	3854.3	5329.7	6530.7	6379.2	5584.4
45°	1893.7	1910.1	2029.8	2290.0	2758.7	3619.4	5217.7	6816.1	6798.5	5749.1
47.5°	1689.5	1705.9	1830.0	2081.4	2527.1	3343.8	5027.8	7097.1	7381.5	6122.3
50°	1440.3	1454.6	1581.9	1841.0	2286.7	3050.7	4764.4	7317.8	8117.0	6687.7
52.5°	1145.0	1160.4	1284.4	1543.5	2001.3	2735.7	4417.5	7461.6	8966.7	7513.2
55°	851.9	862.9	970.4	1203.2	1647.8	2376.7	3982.7	7502.2	9930.5	8641.7
57.5°	618.0	624.6	693.8	867.2	1249.3	1927.7	3454.7	7396.8	11077.7	10088.6
60°	500.6	502.8	523.6	600.5	868.3	1420.5	2816.9	7034.6	12322.6	11953.7
62.5°	454.5	454.5	460.0	480.8	587.3	937.5	2045.2	6283.7	13657.5	14310.6
65°	422.6	422.6	424.8	434.7	463.3	597.2	1291.0	5060.8	14782.7	17071.6
67.5°	394.1	395.2	394.1	397.4	413.9	441.3	748.7	3495.3	15388.7	19932.4
70°	364.5	366.7	361.2	361.2	374.3	375.4	468.8	1916.7	14885.9	22329.9
72.5°	329.3	332.6	323.8	321.6	331.5	327.1	352.4	919.9	12780.3	23045.7
75°	298.6	303.0	283.2	277.7	277.7	274.4	286.5	472.0	8294.8	18799.5
77.5°	271.2	279.9	248.1	230.5	226.1	216.3	233.8	288.7	3628.2	8826.1
80°	223.9	236.0	204.2	183.3	175.6	164.7	184.4	202.0	1079.1	2049.6
82.5°	166.9	172.4	144.9	130.6	124.0	116.4	138.3	140.5	351.3	725.6
85°	106.5	108.7	88.9	76.8	73.6	70.3	87.8	76.8	133.9	533.5
87.5°	37.3	42.8	34.0	30.7	32.9	27.4	40.6	23.1	37.3	376.5
90°	0.0	0.0	0.0	0.0	0.0	0.0	0.0	0.0	0.0	0.0

(END C

90°

3859.8
3862.0
3887.2
3913.6
3923.5
3932.2
3954.2
4002.5
4076.1
4155.1
4251.7
4367.0
4452.6
4548.1
4707.3
4922.4
5246.3
5446.1
5562.4
5907.1
6417.6
7180.6
8225.7
9565.0
11294.0
13426.9
15954.0
18725.9
22012.7
23880.0
20108.0
8642.8
1962.8
820.0
775.0
466.6
0.0

OF REPORT)